


February 2021



WALK-IN & DRIVE-UP VISITS



9,996

476.5
average per day

1,574
average per day

ITEM CHECKOUTS

37,787



PROGRAM PARTICIPANTS



2,012

42
total programs

26
users per day

COMPUTER USAGE HOURS

532



QUESTIONS ANSWERED

3,347

VIDEO VIEWS

2,225

